




VOLLEYBALL FEDERATION OF INDIA **45th JUNIOR NATIONAL VOLLEYBALL CHAMPIONSHIP** **FOR BOYS AND GIRLS**

Organized by
Chandigarh Volleyball Association
Under the auspices of
Volleyball Federation of India



Power Sponsor



20th to 25th December 2018
Punjab University, Chandigarh


BULLETIN NO. 5

(24.12.2018)


Associate Sponsor



Get Involved Keep the Ball Flying




VOLLEYBALL FEDERATION OF INDIA
45th Junior National Volleyball Championship for Boys and Girls
19-25 December 2018
VENUE: Punjab University, Chandigarh




SCHEDULE

Round-2 Knock-out Matches – Quarter Finals								
Day-5 24-12-2018 MONDAY MORNING	B 73	Himachal Pradesh	Vs.	Haryana	QF1			
	G 73	West Bengal	Vs.	Punjab	QF1			
	G 74	Tamil Nadu	Vs.	Delhi	QF2			
	B 74	Gujarat	Vs.	Andhra Pradesh	QF 2			
	B 75	Punjab	Vs.	Tamil Nadu	QF3			
	G 75	SAI	Vs.	Haryana	QF3			
	G 76	Kerala	Vs.	Maharashtra	QF4			
	B 76	Uttar Pradesh	Vs.	Chandigarh	QF4			

Day /Date	Match No.	Semi Final Matches			Phase	Time	Court
Day- 5 24-12-2018 MONDAY EVENING	B 77	Winner B 73	Vs.	Winner B 74	SF 1		
	G 77	Winner G 73	Vs.	Winner G 74	SF 1		
	G 78	Winner G 75	Vs.	Winner G 76	SF2		
	B 78	Winner B 75	Vs.	Winner B 76	SF 2		



VOLLEYBALL FEDERATION OF INDIA
45th Junior National Volleyball Championship for Boys and Girls
19-25 December 2018
VENUE: Punjab University, Chandigarh




Action of the Day




Action between Chandigarh and Uttar Pradesh boys quarterfinal match



Action between Haryana and Himachal Pradesh boys quarterfinal match



VOLLEYBALL FEDERATION OF INDIA
45th Junior National Volleyball Championship for Boys and Girls
19-25 December 2018
VENUE: Punjab University, Chandigarh




Action of the Day




Moment of match between Tamil Nadu and West Bengal girls semifinal match



Moment of match between Tamil Nadu Vs Uttar Pradesh boys semifinal match



VOLLEYBALL FEDERATION OF INDIA
45th Junior National Volleyball Championship for Boys and Girls
19-25 December 2018



VENUE: Punjab University, Chandigarh

MATCH RESULTS BOYS ROUND 2 (KNOCK OUT MATCHES)

QUARTER FINALS

M #	Date	Teams			Set	Result per set (points)					Total Points	Time
						1	2	3	4	5		
B 73	24.12.18	Himachal Pradesh	Bt	Haryana	3-2	20-25	13-25	25-17	25-21	16-14	99-102	109
B 74	24.12.18	Gujarat	Bt	Andhra Pradesh	3-0	25-23	25-10	25-19	--	--	75-52	70
B 75	24.12.18	Tamil Nadu	Bt	Punjab	3-0	25-17	25-22	25-23	--	--	75-62	71
B 76	24.12.18	Uttar Pradesh	Bt	Chandigarh	3-0	25-22	26-24	25-21	--	--	76-67	85

SEMI FINALS

M #	Date	Teams			Set	Result per set (points)					Total Points	Time
						1	2	3	4	5		
B 77	24.12.18	Himachal Pradesh	Bt	Gujarat	3-0	27-25	25-20	25-22	--	--	77-67	75
B 78	24.12.18	Uttar Pradesh	Bt	Tamil Nadu	3-0	25-21	25-16	25-17	--	--	75-54	61

BRONZE MEDAL MATCHES


M #	Date	Teams			Set	Result per set (points)					Total Points	Time
						1	2	3	4	5		

GOLD MEDAL MATCHES


M #	Date	Teams			Set	Result per set (points)					Total Points	Time
						1	2	3	4	5		

FINAL RANKINGS

Position	Teams	Position	Teams
Gold		5 th to 8 th Position (Quarterfinal losers)	Punjab
Silver			Chandigarh
Bronze			Haryana
Fourth			Andhra Pradesh



VOLLEYBALL FEDERATION OF INDIA
45th Junior National Volleyball Championship for Boys and Girls
19-25 December 2018
VENUE: Punjab University, Chandigarh



MATCH RESULTS - BOYS - ROUND 1 (LEAGUE MATCHES)


Pool A

M #	Date	Teams			Set	Result per set (points)					Total Points	Time
						1	2	3	4	5		
B 10	20.12.18	Tamil Nadu	Bt	SAI	3-1	25-23	23-25	25-19	25-18	--	98-85	82
B 11	20.12.18	Himachal Pradesh	Bt	Maharashtra	3-1	25-23	20-25	25-23	25-20	--	95-91	95
B 12	20.12.18	Chhattisgarh	Bt	Jharkhand	3-1	25-16	27-25	22-25	25-21	--	99-87	100
B 25	21.12.18	Himachal Pradesh	Bt	SAI	3-1	20-25	28-26	25-15	25-21	--	98-87	92
B 26	21.12.18	Tamil Nadu	Bt	Jharkhand	3-0	25-15	25-18	25-18	--	--	75-51	55
B 27	21.12.18	Maharashtra	Bt	Chhattisgarh	3-0	25-12	25-18	25-15	--	--	75-45	59
B 43	22.12.18	Maharashtra	Bt	Jharkhand	3-0	25-15	25-15	25-14	--	--	75-44	51
B 44	22.12.18	SAI	Bt	Chhattisgarh	3-0	25-21	25-12	25-13	--	--	75-46	59
B 45	22.12.18	Himachal Pradesh	Bt	Tamil Nadu	3-2	25-22	15-25	25-18	17-25	15-07	97-97	97
B 58	23.12.18	Maharashtra	Bt	SAI	3-0	25-23	25-15	25-18	--	--	75-56	63
B 59	23.12.18	Tamil Nadu	Bt	Chhattisgarh	3-1	25-13	19-25	25-10	25-17	--	94-65	80
B 60	23.12.18	Himachal Pradesh	Bt	Jharkhand	3-0	25-22	25-18	25-22	--	--	75-62	60
B 70	23.12.18	Himachal Pradesh	Bt	Chhattisgarh	3-0	25-13	25-17	25-18	--	--	75-48	55
B 71	23.12.18	SAI	Bt	Jharkhand	3-0	25-16	25-23	25-16	--	--	75-55	55
B 72	23.12.18	Tamil Nadu	Bt	Maharashtra	3-2	25-22	25-14	13-25	16-25	15-12	94-98	104

TEAMS RANKING – POOL A


Rk	Team	Matches				Results Details						Sets			Points		
		P	W	L	Pts	3-0	3-1	3-2	2-3	1-3	0-3	W	L	Ratio	W	L	Ratio
1	Himachal Pradesh	5	5	0	14	2	2	1	-	-	-	15	4	3.75	440	385	1.142
2	Tamil Nadu	5	4	1	11	1	2	1	1	-	-	14	7	2.00	458	396	1.156
3	Maharashtra	5	3	2	10	3	-	-	1	1	-	12	6	2.00	414	334	1.239
4	SAI	5	2	3	6	2	-	-	-	2	1	8	9	0.89	378	326	1.159
5	Chhattisgarh	5	1	4	3	0	1	-	-	1	3	4	13	0.31	303	406	0.766
6	Jharkhand	5	0	5	0	-	-	-	-	1	4	1	15	0.07	299	399	0.749

**** Himachal Pradesh & Tamil Nadu has qualified for knock out stage**



VOLLEYBALL FEDERATION OF INDIA
45th Junior National Volleyball Championship for Boys and Girls
19-25 December 2018

VENUE: Punjab University, Chandigarh




Pool B

M #	Date	Teams			Set	Result per set (points)					Total Points	Time
						1	2	3	4	5		
B 07	20.12.18	Punjab	Bt	Odisha	3-0	25-18	25-14	26-24	--	--	76=56	65
B 08	20.12.18	Andhra Pradesh	Bt	Pondicherry	3-0	25-18	25-17	25-12	--	--	75-47	55
B 09	20.12.18	Uttarakhand	Bt	Jammu & Kashmir	3-0	25-19	25-17	25-20	--	--	75-56	86
B 14A	20.12.18	Punjab	Bt	Services	3-0	25-18	25-17	25-20	--	--	75-55	62
B 18A	20.12.18	Services	Bt	Pondicherry	3-0	25-21	25-19	25-12	--	--	75-52	65
B 19A	20.12.18	Jammu & Kashmir	Bt	Services	3-2	25-23	21-25	24-26	25-21	18-16	113-111	117
B 28	21.12.18	Odisha	Bt	Pondicherry	3-0	26-24	25-19	25-22	--	--	76-65	75
B 29	21.12.18	Punjab	Bt	Jammu & Kashmir	3-0	25-13	25-20	25-17	--	--	75-50	51
B 30	21.12.18	Andhra Pradesh	Bt	Uttarakhand	3-0	25-22	25-22	25-23	--	--	75-67	74
B 37A	22.12.18	Services	Bt	Odisha	3-0	25-23	25-18	25-23	--	--	75-64	67
B 46	22.12.18	Andhra Pradesh	Bt	Jammu & Kashmir	3-1	25-21	17-25	25-14	25-19	--	97-79	84
B 47	22.12.18	Uttarakhand	Bt	Odisha	3-0	25-22	25-21	25-15	--	--	75-58	63
B 48	22.12.18	Punjab	Bt	Pondicherry	3-0	25-20	25-18	25-19	--	--	75-57	65
B 52A	22.12.18	Andhra Pradesh	Bt	Services	3-0	25-21	25-22	25-21	--	--	75-64	75
B 55	23.12.18	Andhra Pradesh	Bt	Odisha	3-0	25-18	29-27	25-23	--	--	79-68	88
B 56	23.12.18	Uttarakhand	Bt	Punjab	3-2	25-15	12-25	22-25	25-22	15-13	99-100	110
B 57	23.12.18	Jammu & Kashmir	Bt	Pondicherry	3-1	25-13	17-25	25-09	25-16	--	92-63	71
B 67	23.12.18	Uttarakhand	Bt	Pondicherry	3-0	25-07	25-12	25-13	--	--	75-32	40
B 68	23.12.18	Jammu & Kashmir	Bt	Odisha	3-0	25-16	25-10	25-20	--	--	75-46	58
B 69	23.12.18	Punjab	Bt	Andhra Pradesh	3-0	25-22	25-23	25-17	--	--	75-62	64

TEAMS RANKING – POOL B


Rk	Team	Matches				Results Details						Sets			Points		
		P	W	L	Pts	3-0	3-1	3-2	2-3	1-3	0-3	W	L	Ratio	W	L	Ratio
1	Punjab	6	5	1	16	5	-	-	1	-	-	17	3	5.67	476	379	1.255
2	Andhra Pradesh	6	5	1	15	4	1	-	-	-	1	15	4	3.75	458	420	1.090
3	Uttarakhand	6	5	1	14	3	1	1	-	-	1	15	6	2.50	476	405	1.175
4	Jammu & Kashmir	6	3	3	8	1	1	1	-	1	2	10	12	0.83	465	462	1.006
5	Services	6	2	4	7	2	-	-	1	1	2	9	12	0.75	464	474	0.978
6	Odisha	6	1	5	3	1	-	-	-	-	5	3	15	0.20	368	445	0.826
7	Pondicherry	6	0	6	0	-	-	-	-	1	5	1	15	0.55	316	468	0.675

**** Punjab & Andhra Pradesh has qualified for knock out stage**



VOLLEYBALL FEDERATION OF INDIA
45th Junior National Volleyball Championship for Boys and Girls
19-25 December 2018

VENUE: Punjab University, Chandigarh




Pool C

M #	Date	Teams		Set	Result per set (points)					Total Points	Time	
					1	2	3	4	5			
B 04	20.12.18	Karnataka	Bt	Telangana	3-2	25-14	25-15	25-27	19-25	15-12	109-93	116
B 05	20.12.18	Rajasthan	Bt	Delhi	3-2	25-20	21-25	25-19	22-25	15-10	108-99	120
B 06	20.12.18	Haryana	Bt	Bihar	3-0	25-14	25-14	25-10	--	--	75-38	57
B 16	20.12.18	Uttar Pradesh	Bt	Rajasthan	3-1	23-25	25-17	25-21	25-17	--	98-80	90
B 17	20.12.18	Haryana	Bt	Telangana	3-0	25-18	25-16	25-18	--	--	75-52	61
B 18	20.12.18	Delhi	Bt	Bihar	3-1	25-17	27-29	29-27	25-10	--	106-73	80
B 22	21.12.18	Telangana	Bt	Bihar	3-1	27-25	20-25	25-22	25-18	--	97-90	94
B 23	21.12.18	Uttar Pradesh	Bt	Karnataka	3-1	25-19	25-21	23-25	25-16	--	98-81	91
B 24	21.12.18	Haryana	Bt	Delhi	3-0	25-11	25-21	25-17	--	--	75-49	58
B 34	21.12.18	Uttar Pradesh	Bt	Delhi	3-0	25-21	25-15	25-15	--	--	75-51	62
B 35	21.12.18	Karnataka	Bt	Bihar	3-0	25-17	25-17	25-21	--	--	75-55	63
B 36	21.12.18	Rajasthan	Bt	Telangana	3-0	25-08	25-15	25-18	--	--	75-41	53
B 40	22.12.18	Karnataka	Bt	Delhi	3-1	20-25	25-16	25-20	25-21	--	95-82	95
B 41	22.12.18	Uttar Pradesh	Bt	Bihar	3-0	3-0	25-12	25-18	27-25	--	77-55	59
B 42	22.12.18	Haryana	Bt	Rajasthan	3-1	19-25	34-32	29-27	25-18	--	107-102	104
B 52	22.12.18	Uttar Pradesh	Bt	Haryana	3-0	26-24	25-21	25-15	--	--	76-60	74
B 53	22.12.18	Rajasthan	Bt	Karnataka	3-1	25-23	21-25	25-17	25-19	--	96-84	82
B 54	22.12.18	Delhi	Bt	Telangana	3-0	25-18	25-11	25-21	--	--	75-50	64
B 64	23.12.18	Rajasthan	Bt	Bihar	3-1	25-17	21-25	25-14	25-21	--	96-77	85
B 65	23.12.18	Uttar Pradesh	Bt	Telangana	3-0	25-17	25-13	25-21	--	--	75-51	61
B 66	23.12.18	Haryana	Bt	Karnataka	3-0	25-21	28-26	25-15	--	--	78-62	72


TEAMS RANKING – POOL C

Rk	Team	Matches				Results Details						Sets			Points		
		P	W	L	Pts	3-0	3-1	3-2	2-3	1-3	0-3	W	L	Ratio	W	L	Ratio
1	Uttar Pradesh	6	6	0	18	4	2	-	-	-	-	18	2	9.00	499	378	1.320
2	Haryana	6	5	1	15	4	1	-	-	-	1	15	4	3.75	470	379	1.240
3	Rajasthan	6	4	2	11	1	2	1	-	2	-	14	10	1.40	557	506	1.100
4	Karnataka	6	3	3	8	1	1	1	-	2	1	11	12	0.92	506	502	1.008
5	Delhi	6	2	4	7	1	1	-	1	1	2	9	13	0.61	462	476	0.970
6	Telangana	6	1	5	4	-	1	-	1	-	4	5	16	0.31	384	499	0.769
7	Bihar	6	0	6	0	-	-	-	-	2	4	2	18	0.11	388	526	0.737

**** Uttar Pradesh & Haryana has qualified for knock out stage**



VOLLEYBALL FEDERATION OF INDIA
45th Junior National Volleyball Championship for Boys and Girls
19-25 December 2018
VENUE: Punjab University, Chandigarh




Pool D

M #	Date	Teams			Set	Result per set (points)					Total Points	Time
						1	2	3	4	5		
B 01	20.12.18	Gujarat	Bt	Madhya Pradesh	3-0	25-21	25-12	25-11	--	--	75-44	56
B 02	20.12.18	West Bengal	Bt	Manipur	3-0	25-15	25-16	25=13	--	--	75-44	53
B 03	20.12.18	Chandigarh	Bt	Assam	3-0	25-09	25-09	25-12	--	--	75-30	55
B 13	20.12.18	Kerala	Bt	West Bengal	3-0	25-15	25-18	25-16	--	--	75-49	65
B 14	20.12.18	Chandigarh	Bt	Madhya Pradesh	3-0	25-23	25-12	25-10	--	--	75-45	57
B 15	20.12.18	Assam	Bt	Manipur	3-2	16-25	21-25	25-20	25-17	15-04	102-91	100
B 19	21.12.18	Madhya Pradesh	Bt	Assam	3-	26-24	25-21	25-15	--	--	76-60	65
B 20	21.12.18	Kerala	Bt	Gujarat	3-2	25-19	22-25	25-20	27-29	15-08	114-101	118
B 21	21.12.18	Chandigarh	Bt	Manipur	3-0	25-18	25-10	25-11	--	--	75-39	48
B 31	21.12.18	Kerala	Bt	Manipur	3-0	25-14	25-11	25-14	--	--	75-39	51
B 32	21.12.18	Gujarat	Bt	Assam	3-0	25-22	25-20	25-21	--	--	75-63	70
B 33	21.12.18	West Bengal	Bt	Madhya Pradesh	3-0	25-18	25-21	25-17	--	--	75-56	65
B 37	22.12.18	Gujarat	Bt	Manipur	3-0	25-07	28-26	25-21	--	--	78-54	60
B 38	22.12.18	Kerala	Bt	Assam	3-0	25-10	25-15	25-17	--	--	75-42	49
B 39	22.12.18	Chandigarh	Bt	West Bengal	3-0	25-14	25-14	25-11	--	--	75-39	55
B 49	22.12.18	Chandigarh	Bt	Kerala	3-0	25-21	25-16	25-16	--	--	75-53	70
B 50	22.12.18	Gujarat	Bt	West Bengal	3-1	21-25	25-18	25-20	25-20	--	96-83	94
B 51	22.12.18	Madhya Pradesh	Bt	Manipur	3-1	25-19	23-25	25-23	25-13	--	98-80	79
B 61	23.12.18	West Bengal	Bt	Assam	3-0	26-24	25-19	25-22	--	--	76-65	72
B 62	23.12.18	Kerala	Bt	Madhya Pradesh	3-0	25-19	25-11	26-24	--	--	76-54	64
B 63	23.12.18	Gujarat	Bt	Chandigarh	3-0	25-17	25-21	25-23	--	--	75-61	90

TEAMS RANKING – POOL D


Rk	Team	Matches				Results Details						Sets			Points		
		P	W	L	Pts	3-0	3-1	3-2	2-3	1-3	0-3	W	L	Ratio	W	L	Ratio
1	Gujarat	6	5	1	16	4	1	-	1	-	-	17	4	4.25	500	419	1.193
2	Chandigarh	6	5	1	15	5	-	-	-	-	1	15	3	5.00	436	281	1.552
3	Kerala	6	5	1	14	4	-	1	-	-	1	15	5	3.00	468	360	1.300
4	West Bengal	6	3	3	9	3	-	-	-	1	2	10	9	1.11	397	411	0.965
5	Madhya Pradesh	6	2	4	6	1	1	-	-	-	4	6	13	0.46	373	441	0.845
6	Assam	6	1	5	2	-	-	1	-	-	5	3	17	0.18	362	468	0.773
7	Manipur	6	0	6	1	-	-	-	1	-	5	2	18	0.11	347	503	0.689

**** Gujarat & Chandigarh has qualified for knock out stage**



VOLLEYBALL FEDERATION OF INDIA
45th Junior National Volleyball Championship for Boys and Girls
19-25 December 2018

VENUE: Punjab University, Chandigarh



MATCH RESULTS GIRLS ROUND 2 (KNOCK OUT MATCHES)

QUARTER FINALS

M #	Date	Teams			Set	Result per set (points)					Total Points	Time
						1	2	3	4	5		
G 73	24.12.18	West Bengal	Bt	Punjab	3-0	25-07	25-12	25-12	--	--	75-31	54
G 74	24.12.18	Tamil Nadu	Bt	Delhi	3-0	25-09	25-20	25-12	--	--	75-41	60
G 75	24.12.18	Haryana	Bt	SAI	3-2	19-25	25-21	25-22	15-25	15-10	99-103	102
G 76	24.12.18	Maharashtra	Bt	Kerala	3-1	18-25	25-11	25-21	25-20	--	93-77	95

SEMI FINALS

M #	Date	Teams			Set	Result per set (points)					Total Points	Time
						1	2	3	4	5		
G 77	24.12.18	West Bengal	Bt	Tamil Nadu	3-0	25-13	25-17	25-11	--	--	75-41	59
G 78	24.12.18	Haryana	Bt	Maharashtra	3-0	25-21	25-23	25-20	--	--	75-64	68

BRONZE MEDAL MATCHES


M #	Date	Teams			Set	Result per set (points)					Total Points	Time
						1	2	3	4	5		

GOLD MEDAL MATCHES

M #	Date	Teams			Set	Result per set (points)					Total Points	Time
						1	2	3	4	5		


FINAL RANKINGS

Position	Teams	Position	Teams
Gold		5 th to 8 th Position (Quarterfinal losers)	Kerala
Silver			SAI
Bronze			Delhi
Fourth			Punjab



VOLLEYBALL FEDERATION OF INDIA
45th Junior National Volleyball Championship for Boys and Girls
19-25 December 2018

VENUE: Punjab University, Chandigarh



MATCH RESULTS - Girls - ROUND 1 (LEAGUE MATCHES)


Pool A

M #	Date	Teams			Set	Result per set (points)					Total Points	Time
						1	2	3	4	5		
G 10	20.12.18	West Bengal	Bt	Odisha	3-0	25-05	25-12	25-09	--	--	75-26	53
G 11	20.12.18	Maharashtra	Bt	Himachal Pradesh	3-1	25-21	25-15	19-25	25-22	--	94-83	83
G 12	20.12.18	Telangana	Bt	Bihar	3-0	25-10	25-07	25-11	--	--	75-28	55
G 25	21.12.18	Himachal Pradesh	Bt	Odisha	3-0	25-09	25-13	25-09	--	--	75-31	50
G 26	21.12.18	West Bengal	Bt	Bihar	3-0	25-08	25-02	25-03	--	--	75-13	40
G 27	21.12.18	Maharashtra	Bt	Telangana	3-0	25-23	25-13	25-22	--	--	75-58	72
G 43	22.12.18	Maharashtra	Bt	Bihar	3-0	25-14	25-13	25-04	--	--	75-31	50
G 44	22.12.18	Odisha	Bt	Telangana	3-2	25-21	18-25	25-14	20-25	17-15	105-100	106
G 45	22.12.18	West Bengal	Bt	Himachal Pradesh	3-1	22-25	25-11	25-08	25-09	--	97-53	85
G 58	23.12.18	Maharashtra	Bt	Odisha	3-0	25-16	25-07	25-15	--	--	75-38	55
G 59	23.12.18	West Bengal	Bt	Telangana	3-0	25-13	25-05	25-10	--	--	75-28	54
G 60	23.12.18	Himachal Pradesh	Bt	Bihar	3-0	25-10	25-11	25-04	--	--	75-25	55
G 70	23.12.18	Himachal Pradesh	Bt	Telangana	3-0	26-24	25-14	25-04	--	--	76-42	55
G 71	23.12.18	Odisha	Bt	Bihar	3-0	25-12	25-12	25-14	--	--	75-38	60
G 72	23.12.18	West Bengal	Bt	Maharashtra	3-0	25-19	25-15	25-14	--	--	75-48	61

TEAMS RANKING – POOL A


Rk	Team	Matches				Results Details						Sets			Points		
		P	W	L	Pts	3-0	3-1	3-2	2-3	1-3	0-3	W	L	Ratio	W	L	Ratio
1	West Bengal	5	5	0	15	4	1	-	-	-	-	15	1	15.00	397	168	2.363
2	Maharashtra	5	4	1	12	3	1	-	-	-	1	12	4	3.00	367	285	1.287
3	Himachal Pradesh	5	3	2	9	3	-	-	-	1	1	10	6	1.67	362	289	1.252
4	Odisha	5	2	3	5	1	-	1	-	-	3	6	11	0.54	225	363	0.619
5	Telangana	5	1	4	4	1	-	-	1	-	3	5	12	0.41	303	359	0.844
6	Bihar	5	0	5	0	-	-	-	-	-	5	0	5	Least	135	375	0.360

**** West Bengal & Maharashtra has qualified for knock out stage**



VOLLEYBALL FEDERATION OF INDIA
45th Junior National Volleyball Championship for Boys and Girls
19-25 December 2018

VENUE: Punjab University, Chandigarh




Pool B

M #	Date	Teams			Set	Result per set (points)					Total Points	Time
						1	2	3	4	5		
G 07	20.12.18	SAI	Bt	Jammu & Kashmir	3-0	25-05	25-03	25-10	--	--	75-18	42
G 08	20.12.18	Chhattisgarh	Bt	Uttarakhand	3-0	25-21	25-15	25-14	--	--	75-50	55
G 09	20.12.18	Rajasthan	Bt	Punjab	3-1	23-25	25-22	25-17	25-12	--	98-76	125
G 28	21.12.18	Uttarakhand	Bt	Jammu & Kashmir	3-0	25-15	25-19	25-21	--	--	75-55	66
G 29	21.12.18	SAI	Bt	Punjab	3-0	25-16	25-13	25-19	--	--	75-48	60
G 30	21.12.18	Chhattisgarh	Bt	Rajasthan	3-1	25-20	25-21	22-25	25-17	--	97-83	96
G 46	22.12.18	Punjab	Bt	Chhattisgarh	3-1	25-21	29-27	24-26	25-19	--	103-93	94
G 47	22.12.18	Rajasthan	Bt	Jammu & Kashmir	3-0	25-12	25-11	25-14	--	--	75-37	55
G 48	22.12.18	SAI	Bt	Uttarakhand	3-0	25-05	25-13	25-13	--	--	75-31	54
G 55	23.12.18	Chhattisgarh	Bt	Jammu & Kashmir	3-0	25-04	25-08	25-09	--	--	75-21	49
G 56	23.12.18	SAI	Bt	Rajasthan	3-0	25-10	25-15	25-09	--	--	75-34	53
G 57	23.12.18	Punjab	Bt	Uttarakhand	3-0	25-14	25-06	25-08	--	--	75-28	50
G 67	23.12.18	Rajasthan	Bt	Uttarakhand	3-0	25-09	25-17	25-10	--	--	75-36	46
G 68	23.12.18	Punjab	Bt	Jammu & Kashmir	3-0	25-07	25-09	25-07	--	--	75-23	42
G 69	23.12.18	SAI	Bt	Chhattisgarh	3-0	25-09	25-21	25-10	--	--	75-40	60

TEAMS RANKING – POOL B


Rk	Team	Matches				Results Details						Sets			Points		
		P	W	L	Pts	3-0	3-1	3-2	2-3	1-3	0-3	W	L	Ratio	W	L	Ratio
1	SAI	5	5	0	15	5	-	-	-	-	-	15	0	Max	375	171	2.192
2	Punjab	5	3	2	9	2	1	-	-	1	1	10	7	1.43	377	317	1.189
3	Chhattisgarh	5	3	2	9	2	1	-	-	1	1	10	7	1.43	380	332	1.144
4	Rajasthan	5	3	2	9	2	1	-	-	1	1	10	7	1.43	365	321	1.137
5	Uttarakhand	5	1	4	3	1	-	-	-	-	4	3	12	0.25	220	355	0.619
6	Jammu & Kashmir	5	0	5	0	-	-	-	-	-	5	0	15	Least	154	375	0.410

**** SAI & Punjab has qualified for knock out stage**



VOLLEYBALL FEDERATION OF INDIA
45th Junior National Volleyball Championship for Boys and Girls
19-25 December 2018

VENUE: Punjab University, Chandigarh




Pool C

M #	Date	Teams		Set	Result per set (points)					Total Points	Time	
					1	2	3	4	5			
G 04	20.12.18	Delhi	Bt	Assam	3-1	20-25	25-10	25-14	25-06	--	95-55	85
G 05	20.12.18	Madhya Pradesh	Bt	Manipur	3-0	25-18	25-17	25-19	--	--	75-54	63
G 06	20.12.18	Uttar Pradesh	Bt	Jharkhand	3-0	25-20	25-10	25-15	--	--	75-45	55
G 16	20.12.18	Kerala	Bt	Madhay Pradesh	3-0	25-16	25-06	25-12	--	--	75-34	53
G 17	20.12.18	Assam	Bt	Jharkhand	3-0	25-17	25-12	25-18	--	--	75-47	65
G 18	20.12.18	Uttar Pradesh	Bt	Manipur	3-0	25-10	25-05	25-09	--	--	75-24	39
G 19	21.12.18	Uttar Pradesh	Bt	Assam	3-0	25-18	25-13	25-20	--	--	75-51	64
G 20	21.12.18	Kerala	Bt	Delhi	3-0	25-22	25-21	25-17	--	--	75-60	80
G 21	21.12.18	Jharkhand	Bt	Manipur	3-2	15-25	25-22	19-25	25-12	15-10	99-94	97
G 31	21.12.18	Kerala	Bt	Manipur	3-0	25-13	25-04	25-10	--	--	75-27	42
G 32	21.12.18	Delhi	Bt	Uttar Pradesh	3-1	29-27	25-15	22-25	25-12	--	101-79	90
G 33	21.12.18	Madhya Pradesh	Bt	Assam	3-2	25-21	24-26	25-18	24-26	15-13	113-104	120
G 40	22.12.18	Delhi	Bt	Manipur	3-0	25-12	25-20	25-07	--	--	75-39	50
G 41	22.12.18	Kerala	Bt	Uttar Pradesh	3-0	25-14	25-15	25-19	--	--	75-48	65
G 42	22.12.18	Madhya Pradesh	Bt	Jharkhand	3-0	25-12	25-20	25-21	--	--	75-53	65
G 52	22.12.18	Kerala	Bt	Jharkhand	3-0	25-11	25-11	25-03	--	--	75-25	50
G 53	22.12.18	Delhi	Bt	Madhya Pradesdh	3-1	23-25	25-18	25-03	25-18	--	98-64	79
G 54	22.12.18	Assam	Bt	Manipur	3-0	25-05	25-15	25-14	--	--	75-34	61
G 64	23.12.18	Uttar Pradesh	Bt	Madhya Pradesh	3-0	25-17	25-16	25-20	--	--	75-53	67
G 65	23.12.18	Kerala	Bt	Assam	3-0	25-07	25-16	25-09	--	--	75-32	54
G 66	23.12.18	Delhi	Bt	Jharkhand	3-0	25-13	25-10	25-16	--	--	75-39	56

TEAMS RANKING – POOL C


Rk	Team	Matches				Results Details						Sets			Points		
		P	W	L	Pts	3-0	3-1	3-2	2-3	1-3	0-3	W	L	Ratio	W	L	Ratio
1	Kerala	6	6	0	18	6	-	-	-	-	-	18	0	Max	450	226	1.991
2	Delhi	6	5	1	15	3	2	-	-	-	1	15	5	3.00	504	351	1.435
3	Uttar Pradesh	6	4	2	12	4	-	-	-	1	1	13	6	2.17	427	345	1.237
4	Madhya Pradesh	6	3	3	8	2	-	1	-	-	3	9	11	0.82	414	459	0.901
5	Assam	6	2	4	7	2	-	-	1	-	3	8	12	0.67	392	429	0.913
6	Jharkhand	6	1	5	2	-	-	1	-	-	5	3	17	0.18	308	469	0.656
7	Manipur	6	0	6	1	-	-	-	1	-	1	2	18	0.11	313	423	0.739

**** Kerala & Delhi has qualified for knock out stage**



VOLLEYBALL FEDERATION OF INDIA
45th Junior National Volleyball Championship for Boys and Girls
19-25 December 2018

VENUE: Punjab University, Chandigarh




Pool D

M #	Date	Teams			Set	Result per set (points)					Total Points	Time
						1	2	3	4	5		
G 01	20.12.18	Pondicherry	Bt	Andhra Pradesh	3-0	25-20	25-19	25-18	--	--	75-57	82
G 02	20.12.18	Gujarat	Bt	Karnataka	3-0	25-17	25-15	25-10	--	--	75-42	70
G 03	20.12.18	Haryana	Bt	Chandigarh	3-0	25-05	25-05	25-15	--	--	75-25	51
G 13	20.12.18	Tamil Nadu	Bt	Gujarat	3-0	25-18	26-24	25-10	--	--	76-52	70
G 14	20.12.18	Haryana	Bt	Pondicherry	3-0	25-13	25-15	25-14	--	--	75-42	60
G 15	20.12.18	Karnataka	Bt	Chandigarh	3-0	25-10	25-08	25-21	--	--	75-39	50
G 22	21.12.18	Pondicherry	Bt	Chandigarh	3-0	25-09	25-13	25-08	--	--	75-30	60
G 23	21.12.18	Tamil Nadu	Bt	Andhra Pradesh	3-0	25-19	25-20	25-10	--	--	75-49	73
G 24	21.12.18	Haryana	Bt	Karnataka	3-1	25-18	22-25	25-21	25-18	--	97-82	94
G 34	21.12.18	Tamil Nadu	Bt	Karnataka	3-0	25-06	25-14	25-09	--	--	75-29	46
G 35	21.12.18	Andhra Pradesh	Bt	Chandigarh	3-0	25-15	25-05	25-13	--	--	75-33	55
G 36	21.12.18	Gujarat	Bt	Pondicherry	3-1	21-25	25-21	25-12	25-13	--	96-71	91
G 37	22.12.18	Karnataka	Bt	Andhra Pradesh	3-1	25-20	22-25	25-23	25-18	--	97-86	110
G 38	22.12.18	Tamil Nadu	Bt	Chandigarh	3-0	25-04	25-07	25-04	--	--	75-15	45
G 39	22.12.18	Haryana	Bt	Gujarat	3-0	25-21	25-17	25-18	--	--	75-56	66
G 49	22.12.18	Tamil Nadu	Bt	Haryana	3-1	20-25	25-12	25-19	27-25	--	97-81	85
G 50	22.12.18	Gujarat	Bt	Andhra Pradesh	3-0	25-16	28-26	25-17	--	--	78-59	68
G 51	22.12.18	Karnataka	Bt	Pondicherry	3-1	25-11	25-27	25-18	25-20	--	100-76	99
G 61	23.12.18	Gujarat	Bt	Chandigarh	3-0	25-14	25-15	25-19	--	--	75-48	65
G 62	23.12.18	Tamil Nadu	Bt	Pondicherry	3-0	25-18	25-12	25-14	--	--	75-44	60
G 63	23.12.18	Haryana	Bt	Andhra Pradesh	3-0	25-15	26-24	25-20	--	--	76-59	66

TEAMS RANKING – POOL D

Rk	Team	Matches				Results Details						Sets			Points		
		P	W	L	Pts	3-0	3-1	3-2	2-3	1-3	0-3	W	L	Ratio	W	L	Ratio
1	Tamil Nadu	6	6	0	18	5	1	-	-	-	-	18	1	18.00	473	270	1.752
2	Haryana	6	5	1	15	4	1	-	-	1	-	16	4	4.00	479	361	1.327
3	Gujarat	6	4	2	12	3	1	-	-	-	2	12	7	1.71	432	371	1.164
4	Karnataka	6	3	3	9	1	2	-	-	1	2	10	11	0.91	425	448	0.948
5	Pondicherry	6	2	4	6	2	-	-	-	1	3	7	12	0.58	383	376	1.018
6	Andhra Pradesh	6	1	5	3	1	-	-	-	1	4	4	15	0.27	385	434	0.887
7	Chandigarh	6	0	6	0	-	-	-	-	-	6	0	6	Least	190	450	0.422

****Tamil Nadu & Haryana has qualify for knock out stage
lily for knock out stage**



VOLLEYBALL FEDERATION OF INDIA
45th Junior National Volleyball Championship for Boys and Girls
19-25 December 2018
VENUE: Punjab University, Chandigarh



Date: 24.12.2018 (Monday)


Day 5 Morning Results (Boys)

Match No	Group	Team	Beat	Team	Set Score	Set 1	Set 2	Set 3	Set 4	Set 5	Total	Duration (Min)
B 73	QF	Himachal Pradesh	Bt	Haryana	3-2	20-25	13-25	25-17	25-21	16-14	99-102	109
1 st Referee : Mr. Nirmal Singh (RAJ)				2 nd Referee : Mr. Sanjay Thakur (JAR)				Scorer : Mr. Santosh Singh (MP)				
B 74	QF	Gujarat	Bt	Andhra Pradesh	3-0	25-23	25-10	25-19	--	--	75-52	70
1 st Referee : Mr. Vijay Ahuja (CHD)				2 nd Referee : Mr. S. S. Rawat (DEL)				Scorer : Mr. Karamveer (HAR)				
B 75	QF	Tamil Nadu	Bt	Punjab	3-0	25-17	25-22	25-23	--	--	75-62	71
1 st Referee : Mr. K. Rajesh (AP)				2 nd Referee : Mrs. Anjali Sardesai (MAH)				Scorer : Mr. Balbir (HP)				
B 76	QF	Uttar Pradesh	Bt	Chandigarh	3-0	25-22	26-24	25-21	--	--	76-67	85
1 st Referee : Mr. Bharathi Mohan (TN)				2 nd Referee : Mr. M. Nandakumar (KER)				Scorer : Mr. Sanjay Thakur (JAR)				

Date: 24.12.2018 (Monday)

Day 5 Evening Results (Boys)

Match No	Group	Team	Beat	Team	Set Score	Set 1	Set 2	Set 3	Set 4	Set 5	Total	Duration (Min)
B 77	SF	Himachal Pradesh	Bt	Gujarat	3-0	27-25	25-20	25-22	--	--	77-67	75
1 st Referee : Mr. Bharathi Mohan (TN)				2 nd Referee : Mr. Nirmal Singh (RAJ)				Scorer : Mr. Balbir Chauhan (HP)				
B 78	SF	Uttar Pradesh	Bt	Tamil Nadu	3-0	25-21	25-16	25-17	--	--	75-54	61
1 st Referee : Mr. M. Nandakumar (KER)				2 nd Referee : Mr. Vijay Ahuja (CHD)				Scorer : Mr. Pankaj Patial (HP)				



VOLLEYBALL FEDERATION OF INDIA
45th Junior National Volleyball Championship for Boys and Girls
19-25 December 2018
VENUE: Punjab University, Chandigarh



Date: 24.12.2018 (Monday)

Day 5 Morning Results (Girls)


Match No	Group	Team	Beat	Team	Set Score	Set 1	Set 2	Set 3	Set 4	Set 5	Total	Duration (Min)
G 73	QF	West Bengal	Bt	Punjab	3-0	25-07	25-12	25-12	--	--	75-31	54
1 st Referee : Mrs. Anjali Sardesai (MAH)			2 nd Referee : Mr. Utpal Barua (ASM)			Scorer : Mr. Satish Chauhan (HP)						
G 74	QF	Tamil Nadu	Bt	Delhi	3-0	25-09	25-20	25-12	--	--	75-41	60
1 st Referee : Mrs. Basanti Das (WB)			2 nd Referee : Mr. Santosh Singh (MP)			Scorer : Mr. Balbir Chauhan (HP)						
G 75	QF	Haryana	Bt	SAI	3-2	19-25	25-21	25-22	15-25	15-10	99-103	102
1 st Referee : Mr. Udayveer Singh (CHD)			2 nd Referee : Mr. Pankaj Patial (HP)			Scorer : Mr. Ashok Chauhan (HP)						
G 76	QF	Maharashtra	Bt	Kerala	3-1	18-25	25-11	25-21	25-20	--	93-77	95
1 st Referee : Mr. Falgun Kandiya (GUJ)			2 nd Referee : Mr. Mulkhraj Sharma (J&K)			Scorer : Mr. Prakash Dev (HP)						

Date: 24.12.2018 (Monday)



Day 5 Evening Results (Girls)

Match No	Group	Team	Beat	Team	Set Score	Set 1	Set 2	Set 3	Set 4	Set 5	Total	Duration (Min)
G 77	SF	West Bengal	Bt	Tamil Nadu	3-0	25-13	25-17	25-11	--	--	75-41	59
1 st Referee : Mr. S. S. Rawat (DEL)			2 nd Referee : Mr. Udayveer Singh (CHD)			Scorer : Mr. Balbir Suri (HP)						
G 78	SF	Haryana	Bt	Maharashtra	3-0	25-21	25-23	25-20	--	--	75-64	68
1 st Referee : Mrs. Basanti Das (WB)			2 nd Referee : Mr. K. Rajesh (AP)			Scorer : Mr. Karamveer (HAR)						

Official Balls & Nets For this Championship



Manufactured By :
VARIETY ENTERPRISES
Basti Nau, Jalandhar 144 002 (india)
Contact No.: 0181-2205120
E-mail : info@fentasports.com
Web : www.fentasports.com



website of
VOLLEYBALL FEDERATION OF INDIA
www.volleyballindia.com

Best Wishes from



Best Wishes from



**CHANDIGARH VOLLEYBALL
ASSOCIATION**